

Outperform The S&P 500 With These **12** Stocks

(June - August 2025)

www.EquiPredict.com

Our Criteria:

1. **Must be outperforming over last 58 trading days**
2. **Must be nested within an outperforming sector**
3. **Must be attractive from technical analysis (TA) standpoint**
4. **Must be consistently beating analyst estimates**

www.EquiPredict.com

Q1 2025

	Forecast Week	
Ticker	Purchase Price	Current Price
HIMS	26.82	55.21
CVNA	176.49	279.62
CLS	112.41	100.32
SFM	136.23	156.99
TPR	63.8	82.66
DUOL	309.8	517.83
ROKU	(do not buy)	(5/14/25)
CRWD	365.64	429.44
CRWD	386.72	429.44
LOGI	69.76	86.23
LOGI	79.18	86.23
GLBE	36.87	41.48

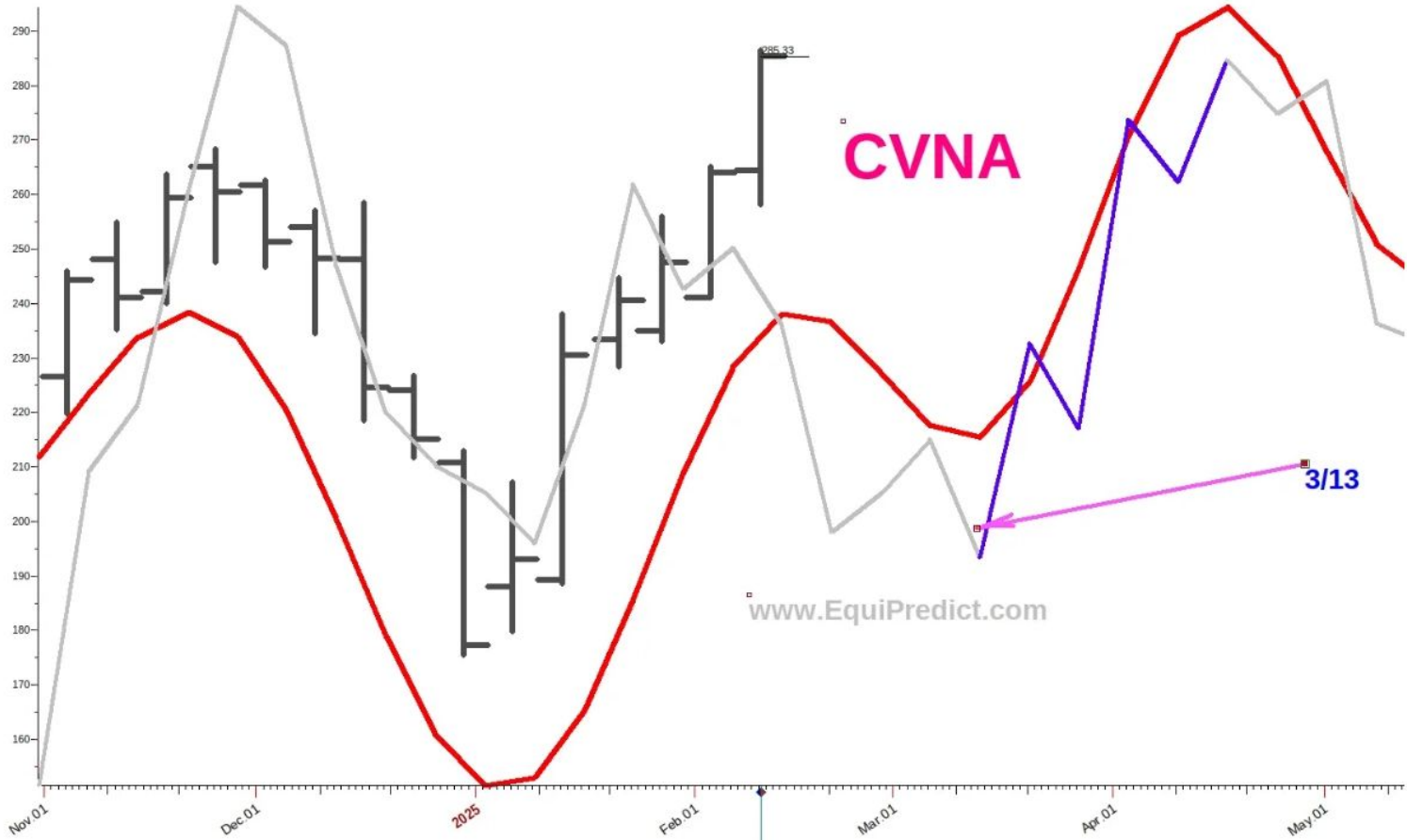
Total Invested = \$1,763.72

\$2,265.45 = Gain/Loss

28.45% = Pct Gain/Loss

(If all shares sold today)

+\$502



CVNA - Carvana Co.

16-May | NYSE / Consumer Discretionary / Specialty Retailers

CVNA (Weekly) 279.62

CVNA

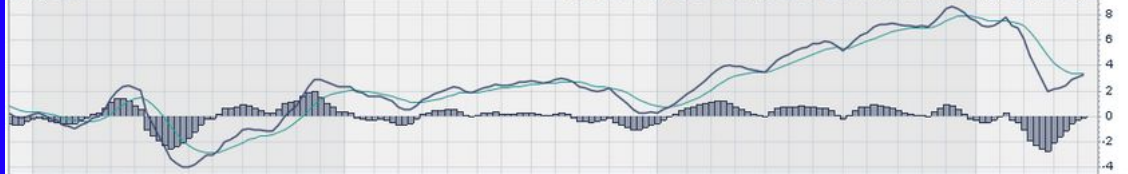


WMT
Walmart Inc.



16-May-2025

Open 97.67 High 99.19 Low 91.89 Close 98.24 Volume 149.6M Chg +1.52 (+1.57%)

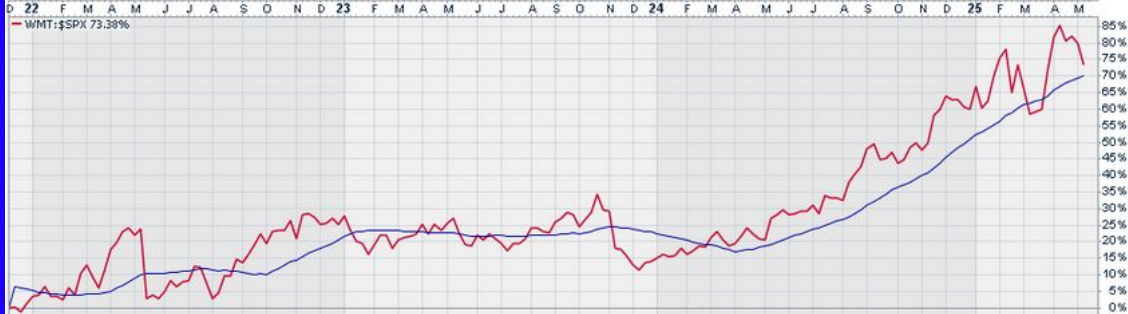


WMT (Weekly) 98.24



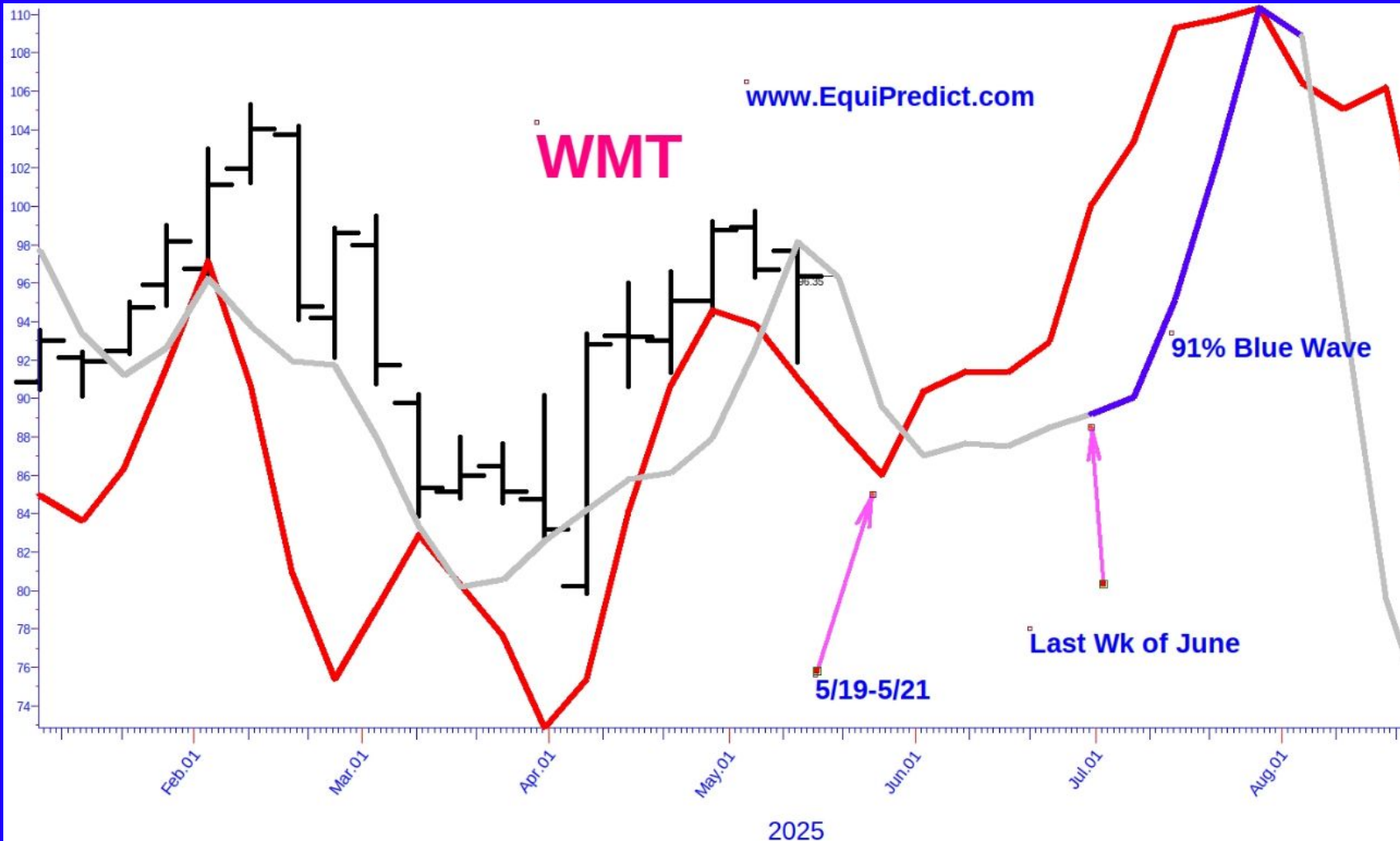
www.EquiPredict.com

WMT:\$SPX 73.38%



www.EquiPredict.com

WMT




2025

CSCO
Cisco Systems Inc

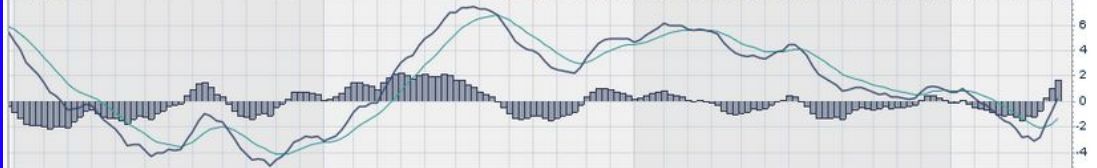


MSFT
Microsoft



Microsoft

16-May-2025 Open 445.12 High 456.19 Low 438.97 Close 454.27 Volume 112.2M Chg +16.34 (+3.73%)▲



MSFT (Weekly) 454.27



www.EquiPredict.com

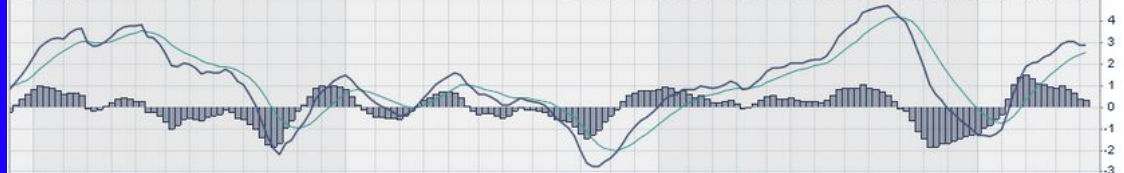
MSFT:\$SPX 11.27%



KO
Coca-Cola Co.

The image shows the classic Coca-Cola logo, which is the word "Coca-Cola" written in a red, cursive script. The logo is centered within a white rectangular box. The background of the entire image is a solid blue color.

19-May-2025 Open 70.14 High 72.26 Low 68.58 Close 72.00 Volume 90.4M Chg +1.48 (+2.10%)▲



W KO (Weekly) 72.00



www.EquiPredict.com

22 F M A M J J A S O N D 23 F M A M J J A S O N D 24 F M A M J J A S O N D 25 F M A M

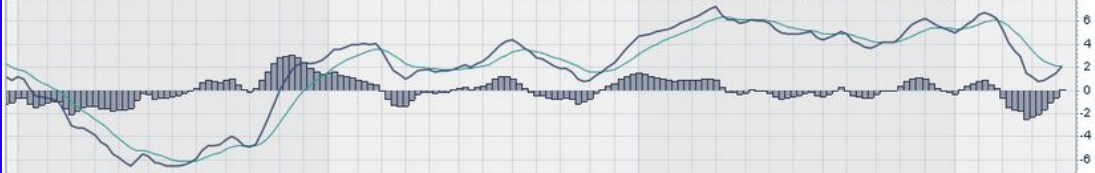


JPM
JP Morgan

J.P. Morgan

16-May-2025

Open 262.90 High 269.52 Low 258.70 Close 267.56 Volume 44.9M Chg +14.48 (+5.72%)▲



1J JPM (Weekly) 267.56

JPM



www.EquiPredict.com

— JPM: \$SPX: 49.30%



APH
Amphenol Corp.

The Amphenol logo is centered within a white square. It consists of the word "Amphenol" in a bold, blue, sans-serif font, followed by a registered trademark symbol (®).

Amphenol®

16-May-2025 Open 83.38 High 86.96 Low 82.88 Close 86.88 Volume 37.3M Chg +6.00 (+7.42%)



www.EquiPredict.com



BSX

Boston Scientific

The logo for Boston Scientific, featuring the words "Boston" and "Scientific" in a dark blue, serif font. The "S" in "Scientific" is significantly larger and overlaps with the "B" in "Boston".

**Boston
Scientific**



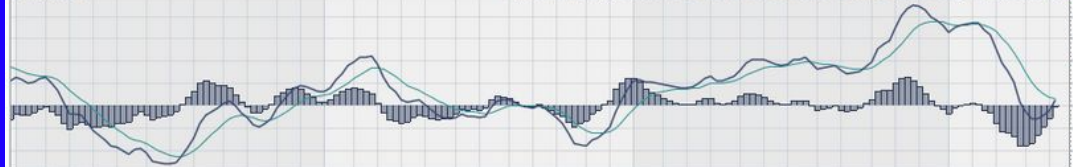
MS

Morgan Stanley

Morgan Stanley

16-May-2025

Open 127.42 High 133.03 Low 126.44 Close 132.18 Volume 35.0M Chg +10.48 (+8.61%)▲



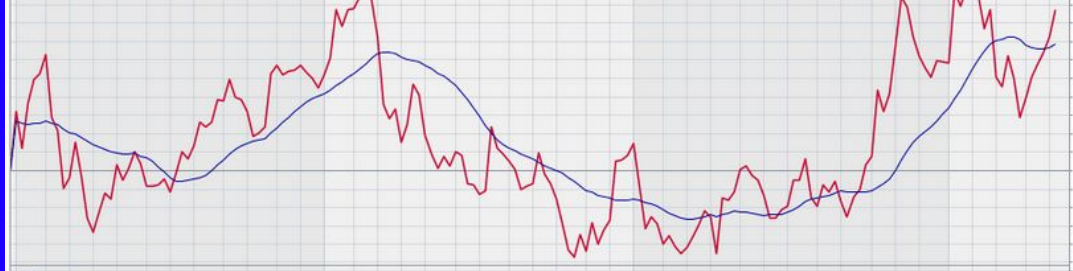
MS (Weekly) 132.18



www.EquiPredict.com

22 F M A M J J A S O N D 23 F M A M J J A S O N D 24 F M A M J J A S O N D 25 F M A M

MS:SPX 21.83%



BK

Bank of New York Mellon



18-May-2025 Open 87.96 High 90.50 Low 86.52 Close 90.07 Volume 20.7M Chg +4.16 (+4.84%)

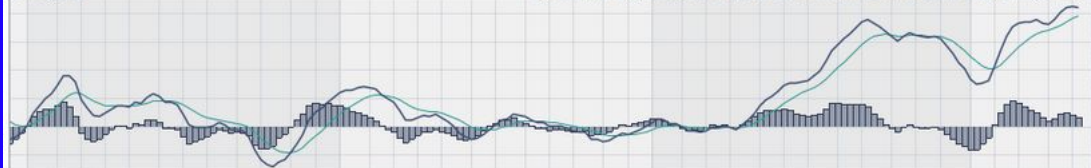


PM

Philip Morris International



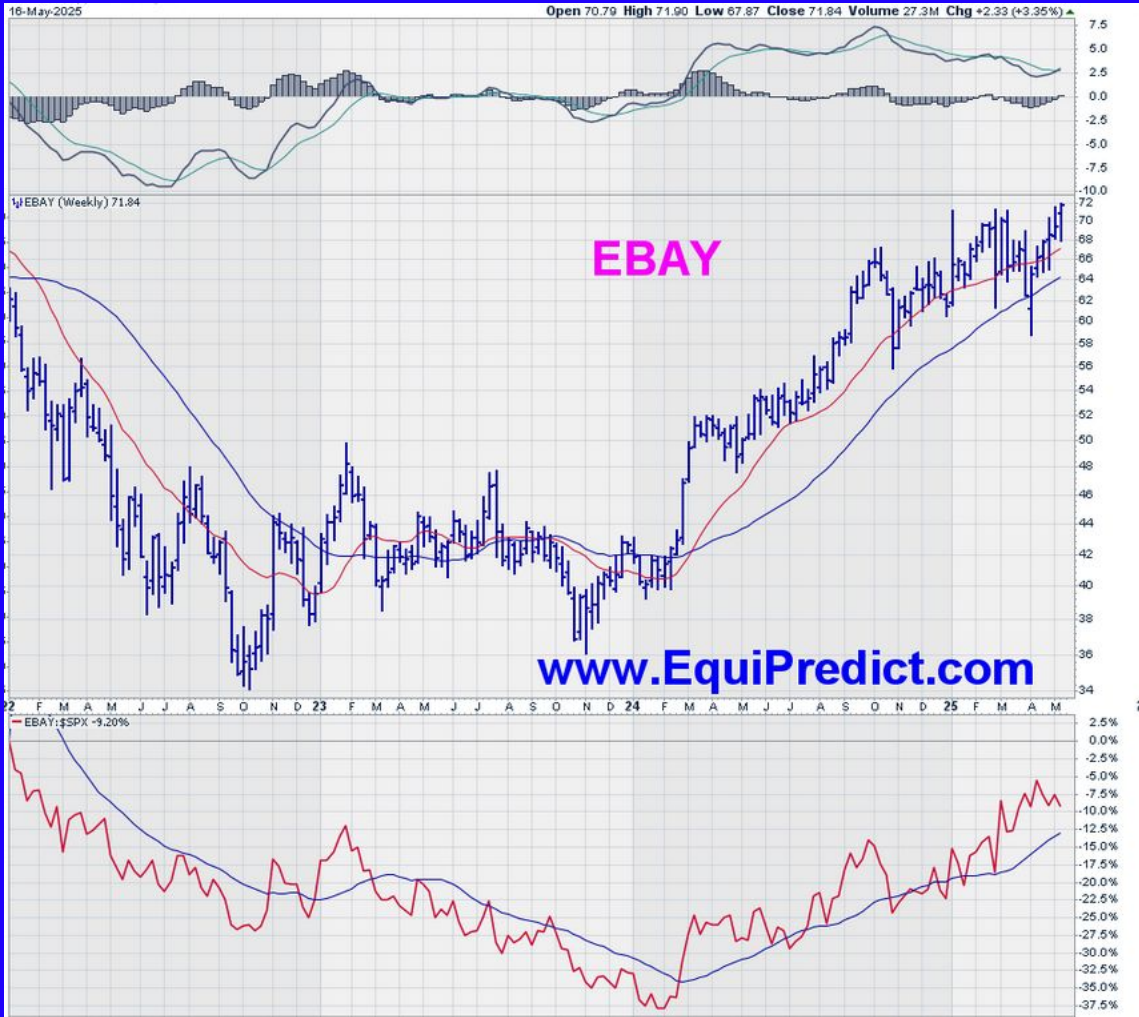
16-May-2025 Open 165.64 High 170.60 Low 162.37 Close 170.44 Volume 29.7M Chg +0.74 (+0.44%)▲



EBAY
eBay Inc

The eBay logo is displayed in a white square. The word "ebay" is written in a lowercase, sans-serif font. Each letter is a different color: 'e' is red, 'b' is blue, 'a' is yellow, and 'y' is green.

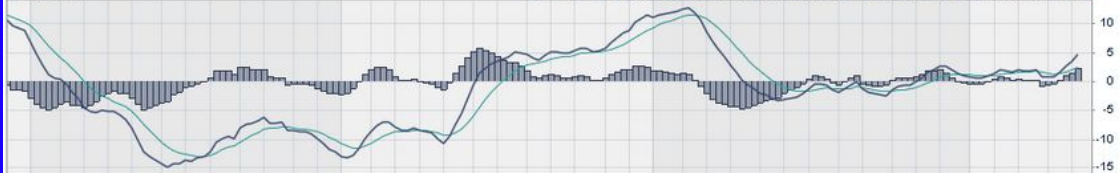
ebay



ZS Zscaler Inc

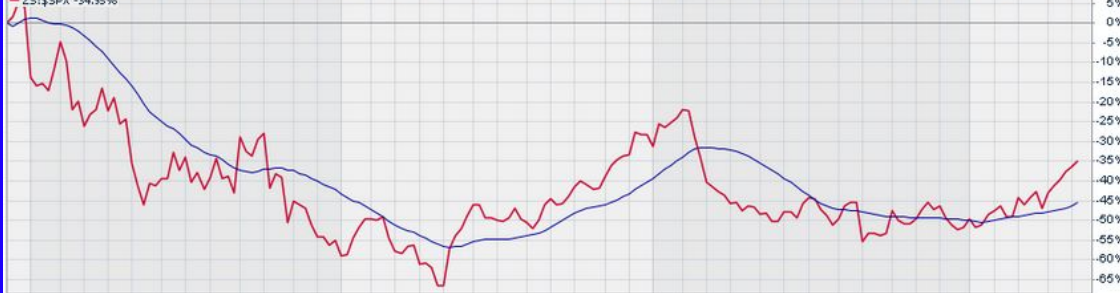


18-May-2025 Open 237.26 High 253.59 Low 236.62 Close 251.50 Volume 14.3M Chg +18.44 (+7.91%)▲



www.EquiPredict.com

D 22 F M A M J J A S O N D 23 F M A M J J A S O N D 24 F M A M J J A S O N D 25 F M A M



Download this PDF at
www.EquiPredict.com

